


HEDGE TRIMMERS

For professionals who demand performance, ECHO hedge trimmers deliver and are available in single-sided and double-sided blade configurations, as well shafted models. ECHO hedge trimmers are tough, reliable and loaded with intelligent features like: throttle lock-out to help prevent accidental blade engagement, commercial-grade gear cases and cutting blades for the heaviest applications, and vibration-reducing engine mounts and padded handles for operator comfort. Every hedge trimmer uses ECHO-exclusive RazorEdge® blades, which consist of three sharpened edges for more efficient cutting. Three sharpened edges per cutting tooth start cutting before the tooth engages, giving you the most efficient cut possible.



SUGGESTED HEDGE TRIMMER APPLICATION

HC-2020
 HC-155
 HC-2210
 DHC-2300
 HC-2810



LOW/SMALL TRIMMING

HCS-2810
 HCS-3810
 SHC-225S
 SHC-225
 HCA-2620S



MEDIUM TRIMMING

SHC-225
 SHC-2620
 SHC-2620S
 HCA-2620



TALL/LARGE TRIMMING

HC-2020 HEDGE TRIMMER



A lightweight option with a shorter blade length perfect for smaller bushes and hedge trimming around the house.

- 20 in. double-sided, double-reciprocating RazorEdge® blades feature three sharpened edges for more efficient cutting
- Class-leading 10 lbs. dry weight for reduced fatigue
- Large ergonomic front and rear handles for increased comfort and control
- Commercial-duty air filtration system for long engine life

Engine (cc)	21.2
Weight (lbs.)	10
Blade Length (in.)	20
Fuel Capacity (fl. oz.)	13.2



HC-155

HEDGE TRIMMER



Professional features and a long blade length make it a solid choice for any hedge trimming.

- 24 in. double-sided, double-reciprocating RazorEdge® blades feature three sharpened edges for more efficient cutting
- Ergonomic front and rear handles for a comfortable grip
- Redesigned gear box provides dependability and durability
- Commercial-duty air filtration system for long engine life

Engine (cc)	21.2
Weight (lbs.)	11.3
Blade Length (in.)	24
Fuel Capacity (fl. oz.)	16.9

HC-2210/ HC-2810

HEDGE TRIMMERS



Lightweight, professional double-sided performance available in two blade lengths.

- Double-sided, double-reciprocating RazorEdge® blades feature three sharpened edges for more efficient cutting
- 3-position 180 degree rotating handle for increased maneuverability
- Front-facing exhaust prevents plant damage
- Full-spring suspension system reduces vibration for operator comfort

Engine (cc)	21.2
Weight (lbs.)	11/11.4
Blade Length (in.)	22/28
Fuel Capacity (fl. oz.)	12.5

HCS-2810/ HCS-3810

HEDGE TRIMMERS



Features lightweight, professional single-sided performance available in two blade lengths.

- Single-sided, double-reciprocating RazorEdge® blades feature three sharpened edges for more efficient cutting
- Full-length debris shield for reduced cleanup time
- Front-facing exhaust prevents plant damage
- Full-spring suspension system reduces vibration for operator comfort

Engine (cc)	21.2
Weight (lbs.)	10.2/10.8
Blade Length (in.)	28/38
Fuel Capacity (fl. oz.)	12.5

SHC-225/ SHC-225S

SHAFTED HEDGE TRIMMERS



With two different shaft lengths, this is an excellent around-the-house choice for taller bushes and hedges.

- 21 in. double-sided, double-reciprocating RazorEdge® blades feature three sharpened edges for more efficient cutting
- i-30™ starter reduces starting effort by 30%
- Vibration reduction system for increased comfort
- Commercial-duty air filtration system for long engine life


Engine (cc)	21.2
Weight (lbs.)	12.7/12.3
Shaft Length (in.)	33/20
Blade Length (in.)	21
Fuel Capacity (fl. oz.)	14.2

SHC-2620/ SHC-2620S

SHAFTED HEDGE TRIMMERS



Most powerful shafted hedge trimmers available for professional use in two different shaft lengths.



- 21 in. double-sided, double-reciprocating RazorEdge® blades feature three sharpened edges for more efficient cutting
- Tool-less access, two-stage air filtration system dramatically increases ease of maintenance
- 7 degree angled shaft provides a wide-angle view for trimming complex shapes (for SHC-2620 only)
- Overmolded front and rear hand grips for extreme comfort


Engine (cc)	25.4
Weight (lbs.)	13/12.7
Shaft Length (in.)	51/42
Blade Length (in.)	21
Fuel Capacity (fl. oz.)	20.6

HCA-2620/ HCA-2620S

ARTICULATING SHAFTED HEDGE TRIMMERS



Features powerful, professional durability with an articulating gear case in two different shaft lengths.



- 21 in. double-sided, double-reciprocating RazorEdge® blades feature three sharpened edges for more efficient cutting
- Tool-less access, two-stage air filtration system dramatically increases ease of maintenance
- Articulating gear case provides 10 blade settings with a total range of 135 degrees
- Vibration-reduction system isolates front and rear handles from the engine and gear case for operator comfort

Engine (cc)	25.4
Weight (lbs.)	14.3/13.6
Shaft Length (in.)	59/33
Blade Length (in.)	21
Fuel Capacity (fl. oz.)	20.6



HEDGE TRIMMER ACCESSORIES

Tip Guards

- Part#:** 99988802000 - HC-155 and all SHC models
- Part#:** 99988802010 - HCA-2620
- Part#:** 99988802020 - For all single-sided models
- Part#:** 99988802030 - HC-2020



RED ARMOR® BLADE CLEANER AND LUBRICANT

Get rid of what's collected along your blade. Our exclusive formula reduces friction, prevents corrosion, and promotes post-trimming plant health.

Part#: 4550012 - 12 fl. oz. bottle



HEDGE TRIMMERS

HC-2020	HC-155	HC-2210	HC-2810	HCS-2810	HCS-3810	SHC-225	SHC-225S	SHC-2620	SHC-2620S	HCA-2620	HCA-2620S
---------	--------	---------	---------	----------	----------	---------	----------	----------	-----------	----------	-----------

Features and Benefits												
Tool-less air filter cover for easy access	•	•	•	•	•	•	•	•	•	•	•	•
Commercial-grade felt air filter for improved filtration	•	•	•	•	•	•	•					
2-stage pleated air filter for improved filtration and long engine life								•	•	•	•	
Purge bulb for easy starting	•	•	•	•	•	•	•	•	•	•	•	•
i-30™ starting system for 30% starting effort reduction	•	•	•	•	•	•	•					
RazorEdge® blades feature three sharpened edges for more efficient cutting	•	•	•	•	•	•	•	•	•	•	•	•
Blade design with 3 cutting edges for efficient clean cuts	•	•	•	•	•	•	•	•	•	•	•	•
Grease-able gear case for easy maintenance and longer life	•	•	•	•	•	•	•	•	•	•	•	•
Rigid support bars for straighter and more precise cuts	•	•	•	•	•	•	•	•	•	•	•	•
Tip guard prevents blade contact with buildings, fences, or the ground	•	•					•	•	•	•	•	•
3-position 180° rotating handle for a variety of cutting positions			•	•								
Vibration-reduction system isolates front and rear handles from engine			•	•	•	•	•	•	•	•	•	•
Rubber overmolded front handle for increased comfort					•	•	•	•				
Throttle handle with rubber grip for increased comfort					•	•	•	•	•	•	•	•
Cushioned front handle for increased comfort								•	•	•	•	•
Front facing exhaust prevents plant damage			•	•	•	•						

SPECIFICATIONS

Model	Engine Disp. (cc)	Carb. (w/Purge Pump)	Starting System	Fuel Cap. (fl. oz.)	Blade Length (in.)	Shaft Length (in.)	Double-Reciprocating Cutter Type	Dry Weight (lbs.)
HC-2020	21.2	Rotary	i-30™	13.2	20	-	Double Sided	10.0
HC-155	21.2	Rotary	i-30™	16.9	24	-	Double Sided	11.3
HC-2210	21.2	Rotary	i-30™	12.5	22	-	Double Sided	11.0
HC-2810	21.2	Rotary	i-30™	12.5	28	-	Double Sided	11.4
HCS-2810	21.2	Rotary	i-30™	12.5	28	-	Single Sided	10.2
HCS-3810	21.2	Rotary	i-30™	12.5	38	-	Single Sided	10.8
SHC-225	21.2	Rotary	i-30™	14.2	21	33	Double Sided	12.7
SHC-225S	21.2	Rotary	i-30™	14.2	21	20	Double Sided	12.3
SHC-2620	25.4	Rotary	Standard	20.6	21	51	Double Sided	13
SHC-2620S	25.4	Rotary	Standard	20.6	21	42	Double-Sided	12.7
HCA-2620	25.4	Rotary	Standard	20.6	21	59	Double Sided	14.3
HCA-2620S	25.4	Rotary	Standard	20.6	21	33	Double Sided	13.5